securly classroom

Keep students focused with tools that teachers love

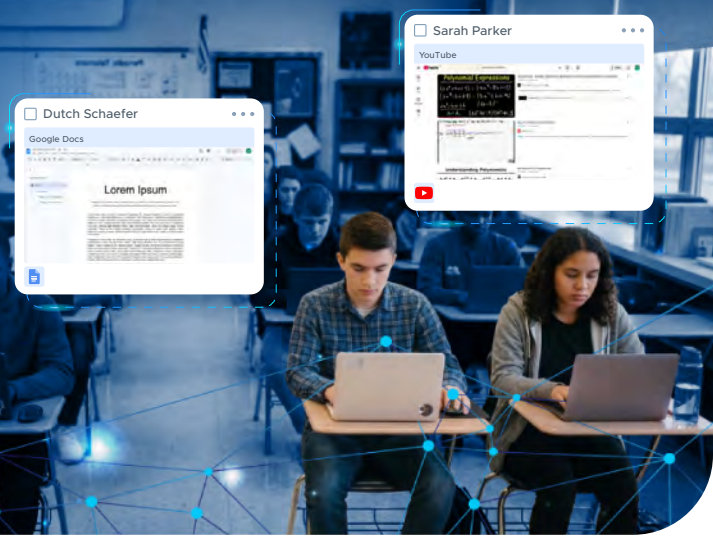

School-issued devices can help students expand their learning by providing access to the internet's virtually limitless resources. But this same capability introduces new distractions and challenges. It's hard for teachers to know if students are engaged in their lessons or the latest viral video.

Securly Classroom helps teachers regain control of their classrooms by showing them exactly what their students are seeing. If students are distracted during a lesson, teachers can close tabs and block sites if necessary. On top of that, Securly Classroom integrates deeply with the tools teachers already know and love, like Google Classroom and Canvas.

When teachers no longer need to worry about what students are doing, they can focus on what they're really there to do: teach. And instead of a barrier, technology becomes a bridge. You can enable your teachers to communicate directly with students, share links to helpful resources, and deliver more engaging lessons.

With Securly Classroom, you can

- **Minimize distractions to keep students engaged in learning**
- **Push lesson content directly to student screens, so they get the most out of class time**
- **Connect and communicate with students in new ways, whether in-person or remote**

Having the ability to see what students are doing on school-issued Chromebooks during instruction time is very beneficial. And having the capability of locking their screens to one URL is mind blowing, especially for online test taking. Securly Classroom is a solution that our district will continue to utilize for years to come!"

Denise DeJuliannie, Technology Director
Eden Valley-Watkins School District

How Securly Classroom Works

Screen Lock
Freeze screens and get your class's attention by sending a custom message (e.g. All eyes up front, please) then release individual students or the entire class at once.

Site Lock
Open and lock students to a particular website or set of websites, blocking all others.

Unlock
Release individual students or the whole class from Screen Lock or Site Lock.

Push URL
Quickly push web pages to individual students or your entire class.

Share Screen
Share your desktop, a single tab, or an application with one student or your whole class, as well as audio with remote students.

Announce
Send a message to all student devices that they must acknowledge to close (e.g. Reminder: Big test tomorrow!).

Apply Access Plan
Block students from going to websites or using desktop applications. These teacher tools can be applied to your whole class, a group, or individual students!

Access Plans
Manage what websites or desktop applications students can use during class.

Layout
View students as a list, by groups, or in a seating chart view.

Zoom In/Out
See more students at once, or more detail.

Change View
See students' screens, a list of their open tabs, or both at once.

Session Options
Adjust groups, seating charts, and communication settings during a class session.

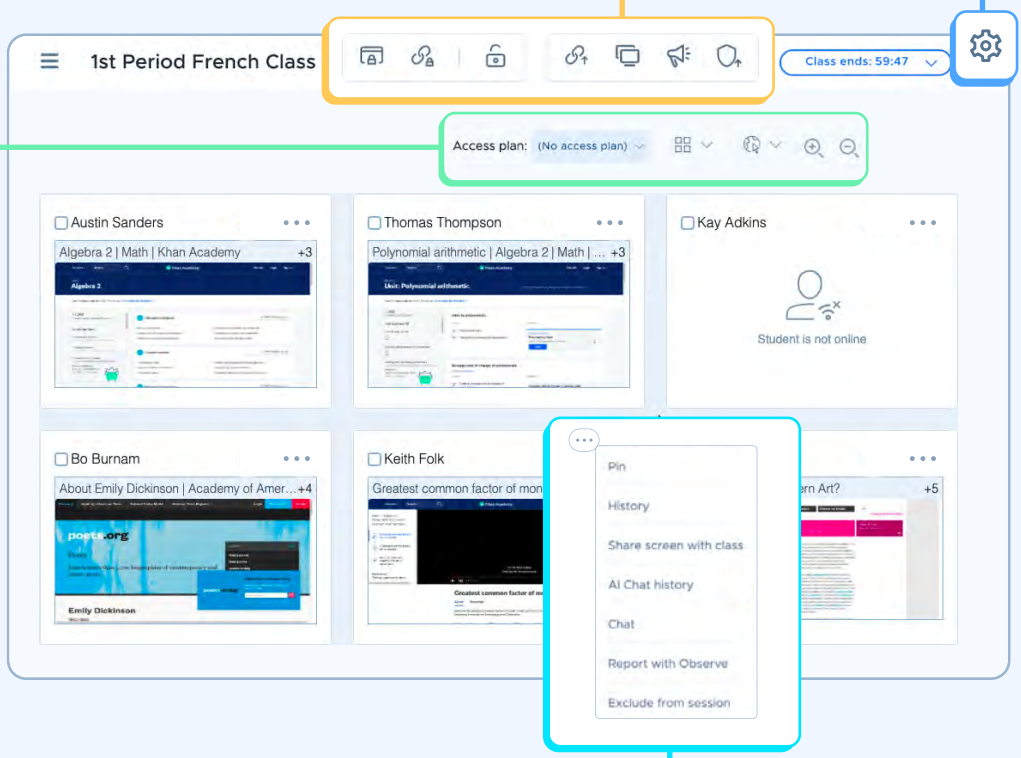

Pin
Hone in on individual students if you want to keep a closer eye on them.

History
Quickly see a student's browsing history for that class session.

AI Chat history
Get a prompt-level view of student AI usage in a specialized view.

Chat
Communicate one-on-one with students and maintain logs of all chats.

Benefits

- **Take the frustration out of device management, so you can focus on teaching**
- **Know what your students are doing on their devices during lessons**
- **Instantly push content and resources to student devices**
- **Lock student screens during tests and when their attention is needed**
- **Block unrelated and distracting sites to keep your students focused on the lesson**
- **Support students via virtual hand-raise and 1:1 text or voice/ video chat**

Features

Easy Integration
Sync with Google Classroom, Schoology, Canvas, ClassLink, Clever, and any SIS that supports the OneRoster standard.

Cross Platform and Environment
Use with Chromebooks, Windows, and Macs, whether teaching in-person, remote, or in hybrid environments.

Screen Viewing
See and monitor each student's device screen, and open or close tabs from a single convenient interface.

Tab Control
See a list of all open tabs on student devices and close or block websites to keep students focused.

Access Plans
Want to use YouTube in one class, but find it a distraction in another? Create reusable lists of websites and Windows apps to block distracting sites for individual classes.

Raise a Hand
Give students the ability to get your attention or ask for help.

Class History
View a record of all student browsing history during class or after class.

Lost Chrome Device Recovery
Keep track of Chromebooks with tools to lock, locate, and communicate with missing devices.

Native Windows and macOS Agents
On Windows and macOS, teachers can view the whole desktop during class, and remotely close Windows and macOS apps like they can with browser tabs. Classroom uses native agents and is not dependent on using specific browsers or Google logins.

Admin Dashboard
Get valuable insights into your school or district's usage of Securly Classroom.

Live Connect
Allow teachers to connect 1-on-1 with remote students to provide assistance using full video, audio, and screen-sharing capabilities.

Combine Classes
Teach combinations of multiple classes in just a few clicks.

Student Groups
Customize instruction, curate content, and communicate effectively with different groups of students in the same class.

Student Password Reset
Enable teachers to help students regain access to their Google accounts by allowing them to reset students' Google account passwords through the Classroom interface.

Save Announcements
Allow teachers to communicate with their classes in just a few clicks. Teachers can view a list of previously sent announcements, and save announcements for future reuse.

Share block lists
Teachers can share block lists among themselves, and edit or copy block lists from their peers to allow for seamless collaboration.

Centralize classroom management with Securly's suite of solutions

Securly Classroom integrates deeply with other Securly products, as well as popular third-party tools that teachers everywhere already use daily.

Integrations

securlypass	Allow teachers to directly manage digital passes for student movement through Securly Pass, minimizing lesson disruptions and saving valuable instructional time.
securlyfilter	Make teaching (and IT administration) easier by letting teachers temporarily allow sites through Securly Filter, just for their class, only during that class.
canvas	Teachers in schools that use Canvas will have an option in the Push URL and Site Lock tools to choose from assignments created in Canvas to push to students.
Google Classroom	Teachers in schools that use Google Classroom will have an option in the Push URL and Site Lock tools to choose from assignments created in Google Classroom to push to students.

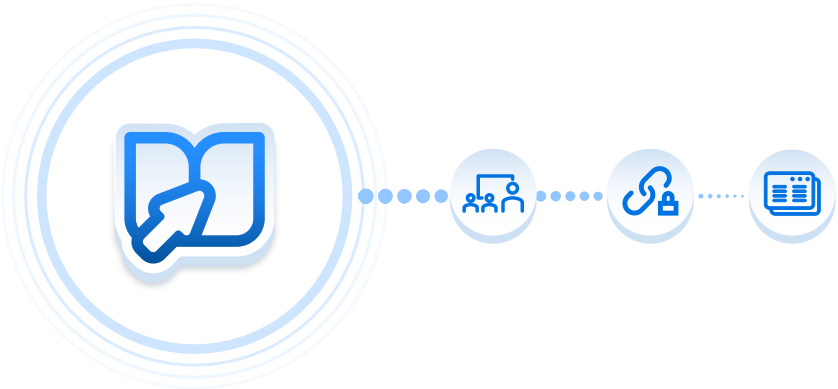

Empower teachers with powerful, user-friendly classroom management software

With Securly Classroom's intuitive tools at teachers' fingertips, you can allow them to minimize technology distractions and regain control of their classrooms. Ensure students are focused, engaged, and connected, and give teachers tools that let them use their technology to the fullest.

Register for a demo now

 © 2026 Securly. All rights reserved.